

SUCCESSFUL INTERIORS

OBERON



Kinnarps

OBERON IS OUR WELL-DESIGNED RANGE OF DESKS, MEETING TABLES, COFFEE TABLES AND CAFÉ TABLES FOR DESIGNING COMPLETE ENVIRONMENTS. OUR TABLES ALLOW YOU GREAT FREEDOM OF CHOICE IN COMBINING TABLETOPS, UNDERFRAMES, MATERIALS AND COLOURS. A SERIES FOR TODAY'S WAY OF WORKING AND MEETING THAT SEAMLESSLY INTEGRATES TECHNOLOGY AND FUNCTIONALITY. STYLISH AND ERGONOMIC WITH A SCANDINAVIAN DESIGN. CONNECTABLE AND EASILY RECONFIGURED, PROVIDING DURABLE AND FLEXIBLE WORKING ENVIRONMENTS THAT CAN EASILY BE CUSTOMISED TO YOUR CHANGING NEEDS.



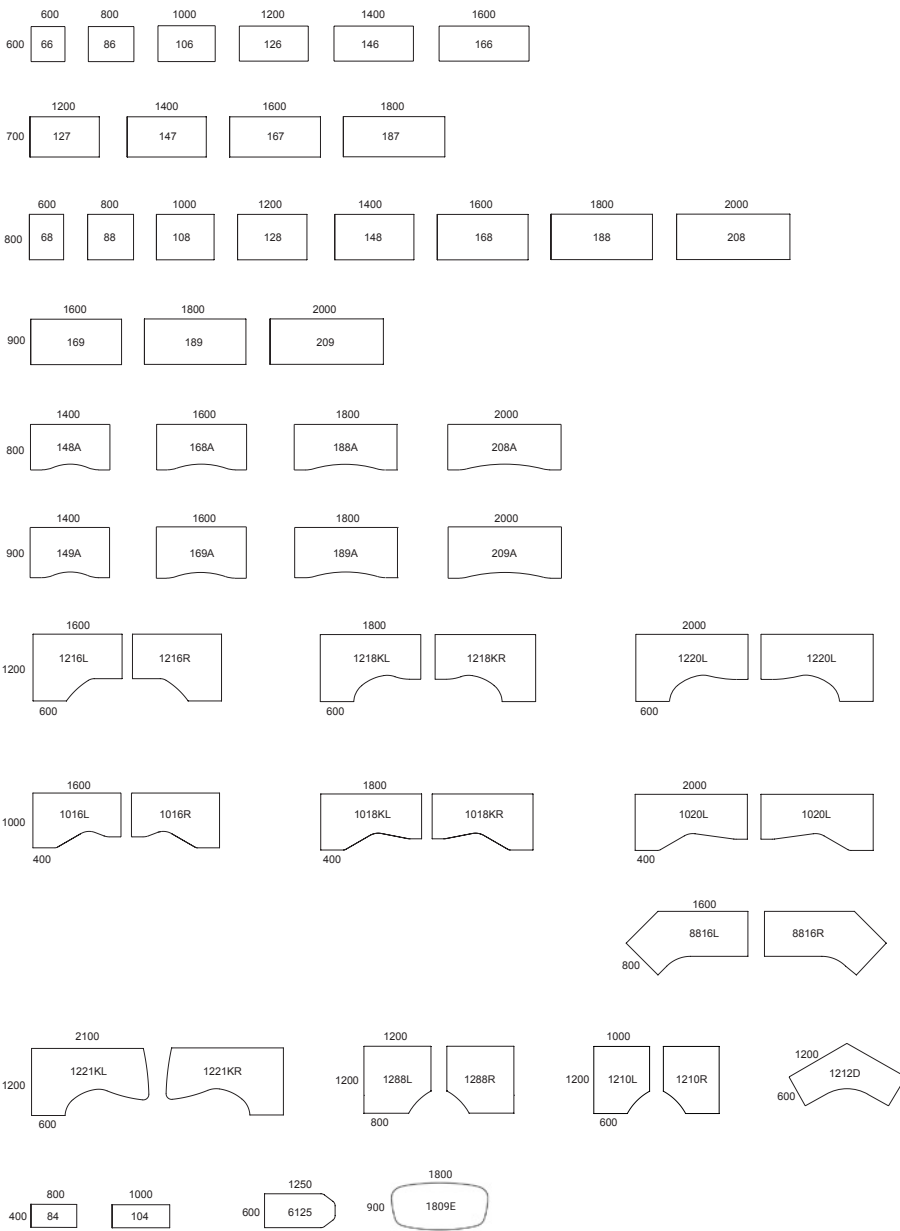


VERSATILE AND SUSTAINABLE

- Well-designed desks, meeting tables, coffee tables and café tables for designing complete environments.
- Versatile - provide great freedom of choice in configurations, materials and colours.
- Sustainable - provide the best possible investment over time with great built-in flexibility to upgrade, reduce desk size or redesign.
- Ergonomic - the sit/stand desks are electrically height-adjustable for easy work height customisation.
- Tabletops are available in many beautiful materials, including stained ash veneer in eleven different colours from Kinnarps Colour Studio.
- Flexible solutions for technology, audio and video make it possible to replace functions and modules as technology changes.

DESKS

The desks are available in many versions. Choose between different tabletop designs and underframes. Sit/stand desks are highly stable and electrically height-adjustable for the best possible ergonomics. Flexible solutions for technology, audio and video make it possible to replace functions and modules as technology changes.






The overview shows our entire collection of tabletops. When selecting wooden legs and legs that are integrated into Space Spine, options are limited.

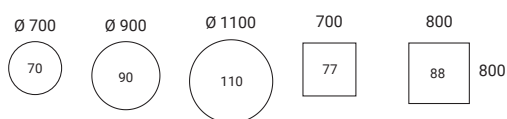
TABLETOP 23 mm, chipboard with wood veneer and a solid wood lipping (beech, birch, oak, ash, stained ash) or laminate (birch, beech, oak, grey oak, Portland, white, light grey, dark grey, grey white) or linoleum (black) **UNDERFRAME** Powder-coated dual-function beam with T-slot and 25 mm hole pattern. T-frame in powder lacquer or chrome, SS/SSA electric adjustment 620-1270 mm, SM/SMA crank adjustment 630-850 mm, SF/SFA 740 mm. Foot with concealed adjustment screw for uneven floors (0-10 mm) **SCALE** 1:100 **UNIT** mm

COFFEE AND CAFÉ TABLES

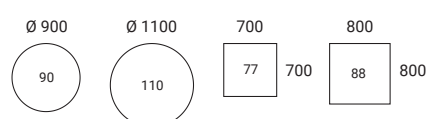
With coffee and café tables of varying heights, you create relaxing environments that encourage meetings, small talk and work. The tables offer great possibilities to match design and materials to other furnishing to give a uniform aesthetic impression.



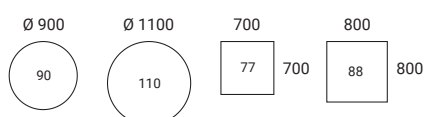
Height 550 mm



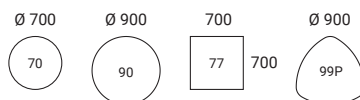
Height 740 mm



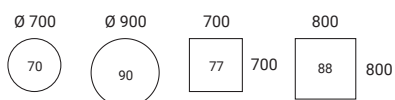
Height 900 mm



Height 1050 mm



Adjustable pillar base Height 710-1125 mm






TABLETOP 23 mm, chipboard with wood veneer and a solid wood lipping (beech, birch, oak, ash, stained ash) or laminate (birch, beech, oak, grey oak, white, light grey, dark grey, grey white) or linoleum (black) **UNDERFRAME** Pillar base with round or square tubing 70/80 mm powder lacquer or chrome. Star base with concealed adjustment screw for uneven floors (0-10 mm) **TABLE HEIGHT** 550, 740, 900 or 1050 mm **SCALE** 1:100 **UNIT** mm.

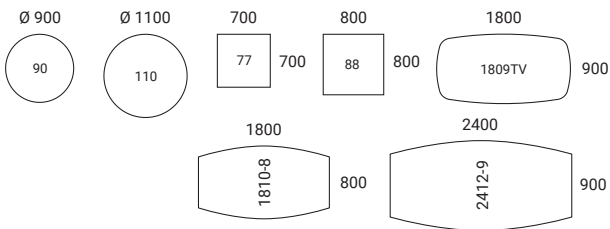


MEETING AND CONFERENCE TABLES

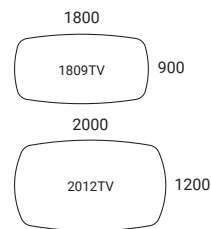
Oberon meeting and conference tables offer great freedom to combine tabletops in different sizes, shapes and materials with the latest in communication technology, audio and video. The tables enable you to create different types of meeting spaces based on the need.



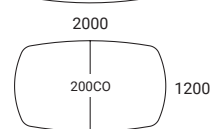
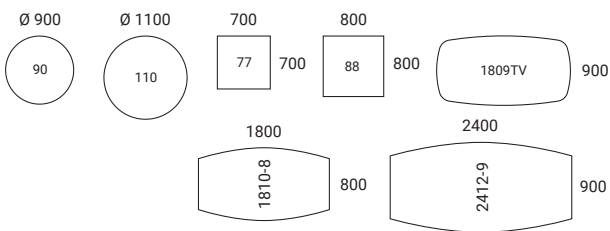
MEETING TABLE Height 740 mm



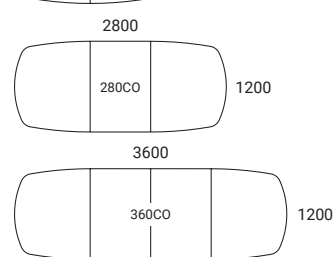
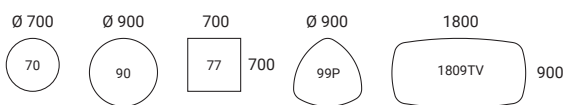
CONFERENCE TABLE Height 740 mm



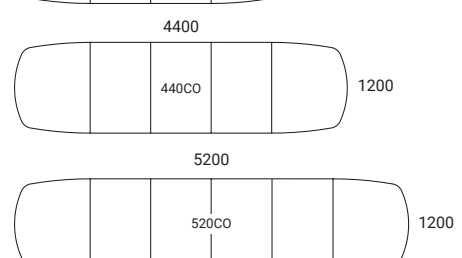
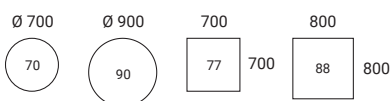
MEETING TABLE Height 900 mm



MEETING TABLE Height 1050 mm



MEETING TABLE WITH ADJUSTABLE PILLAR BASE Height 765-1180 mm



TABLETOP 23 mm, chipboard with wood veneer and a solid wood lipping (beech, birch, oak, ash, stained ash) or laminate (birch, beech, oak, grey oak, white, light grey, dark grey, grey white) or linoleum (black) **UNDERFRAME** Pillar base with round or square tubing 70/80 mm powder lacquer or chrome. Star base with concealed adjustment screw for uneven floors (0-10 mm) **TABLE HEIGHT** 740, 900 or 1050 mm **SCALE** 1:100 **UNIT** mm.


MATERIALS

Choose from many types of materials such as laminate, linoleum and wood veneer. The tables are also available in eleven different stains, specially selected in consultation with leading architects and interior designers.


VENEER




Birch



Beech



Oak




Oak (dark brown)



Ash
(white pigmented)




Ash White




Ash Forest Green



Ash Sky Blue



Ash Bark Brown



Ash Sand Beige




Ash Medium Grey



Ash Dark Grey



Ash Black




Ash Medium Brown


LAMINATE & HPL*




Birch*




Beech*



Oak



Grey oak



Portland

*= Also available as HPL



White*



Light grey*




Dark grey



Grey white

METAL



Black



Silver grey



Chrome



White



Dark grey



Cream beige

LINOLEUM



Black



Kinnarps Colour Studio is our collection of materials that gives you hundreds of sustainable, creative and attractive materials, colours and patterns.

[Kinnarps.com/kcs](https://kinnarps.com/kcs)

READ MORE ABOUT OUR PRODUCTS AND MATERIALS AT [KINNARPS.COM](https://kinnarps.com)

FUNCTIONS AND OPTIONS



SIT/STAND MANUAL CONTROL
Intuitive hand control for easy customisation of working height.



SLIDING TOP
Sliding top on desks gives a tidy impression. Cables are collected in the underlying cable tray, included.



CHAMFERED EDGE
Available as options for table tops with veneer and select laminates. Gives the table top a slightly floating look.




CONTOURED TOPS
Square, rectangular, round, tear-shaped and oval, etc.



METAL/VENEER PANELS
Discreet panel that blocks view from the front.



LINKABLE TABLE TOPS
Linkable table tops, corner tops and side panels enable you to change the tables as your needs change.



PINCH PROTECTION
Default includes a software protection (ISP) feature that ensures that the power is cut if the desk comes into contact with any objects.



ROUND LEGS
Well-designed, functional round leg for motorised sit/stand desks.



SQUARE LEGS
Well-designed, functional square leg for motorised sit/stand desks.



CHROME
All the frames in the Oberon family are available in trivalent chrome. Withstands hard wear and gives the product an even longer service life.



WOODEN A-LEGS
Choose between solid oak, beech, birch or ash or lacquered black and white. Applies to fixed height 740 mm.



SIT/SIT ADJUSTABLE LEGS (SM/SMA)
Easy, variable manual adjustment 630-850 mm with crank. The tables are also available in a fixed height of 740 mm.



FIXED HEIGHT PILLAR TABLE (TPM/TPA/TPH)
Meeting table and coffee table with cruciform base. Table height: 740 mm (TPM), 900 mm (TPA), 1050 mm (TPH).



CASTORS
Legs can be fitted with lockable castors for increased flexibility.



ADJUSTABLE FOOT
All Oberon tables have adjustable feet to compensate for uneven floor surfaces (up to 10 mm).



CAFÉ TABLE GAS PILLAR
Pillar table with adjustable table height. Perfect for quick meetings or temporary work.



OBERON WITH SPACE SPINE
Specially developed underframe with legs that are attached to the Space storage system via Space Spine.



SENSOR-ACTIVATED PINCH PROTECTION
Sensor-activated pinch protection is available as an option, which reduces the risk of crushing injuries as the sensors react quickly.



PLUG & PLAY CONTROL SYSTEM
Modern system for controlling all table functions. For simpler future configuration changes.



PROGRAMMABLE MANUAL CONTROL
Manual control that shows the table's current height and enables four preset heights.

OPTI - smart options & accessories for desks and meeting tables

For our full range, see kinnarps.com



POWER TRAY
PT2T51
Decorative cover tray for Power Dot 51. For 2 cable ports.



POWER TRAY
PT3T51
Decorative cover tray for Power Dot 51. For 3 cable ports.



CONFERENCE LID SMALL
ACB2-S
Solid sheet metal lid that can be opened in two directions. Should be supplemented with a cable basket.



POWERBOX
PB664
Integrated into the table for easy access to electrical and network connections. Spacious compartments to conceal cables. Can also be closed when plugged in. Delivered with Wieland and an extension cord in several sizes.



POWER CLAMP
PCL1-S
Flexible and movable placement by mounting around the tabletop. For easily accessible electrical and network connection. Delivered with Wieland and an extension cord in several sizes.



WIRELESS CHARGING UNIT
T80WCU
Functional and elegant wireless charging with Qi standard for mobile phones. The power is 5W. Connection cable is included.

SUCCESSFUL INTERIORS

KINNARPS GLOBAL RANGE & COMMUNICATIONS/2103 | ALL INFORMATION IS SUBJECT TO CHANGE

Kinnarps®

KINNARPS.COM