

Sit/Stand desks for flexibility

The stable sit/stand desks in Series[P] are designed to suit today's flexible worklife. They are easy to raise and lower, available in many different finishes with smart options and fulfil all ergonomic requirements for movement and variation.

The desks are customised for different needs, situations and working environments. The quick, silent desk height adjustment means that you can easily alternate between standing and sitting and provide good ergonomics however you are feeling on the day or whatever the shape of your body.

The stylish design and smart accessories such as cable management, modesty panels and a powerbox mean that Series[P] can always be customised to the person, task and surroundings. The tables are easy to adjust from the upper side of the foot in order to level them with the floor

It has a sleek and clean design. Choose tabletop and leg materials from Kinnarps Colour Studio.

CERTIFICATES



NEPD-3423-2034

DESIGNER

Kinnarps Studio














MORE INFORMATION

kinnarps.se

Dimensions and technical specifications

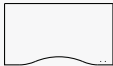









Desks
Straight top

					
127	147	167	187		
					
108	128	148	168	188	208
					
			169	189	209



Desks
Top with cutout

			
148A	168A	188A	208A
			
149A	169A	189A	209A

Functions & options



TOP WITH CUTOUT

The cutout allows you to get closer to the work surface and gives you an ergonomically correct posture. It is especially good when you are working with two monitors.



CHAMFERED EDGE

A top with a chamfered edge gives the desk a light and slightly floating look. Laminate tops have vertical lipping, and veneer tops have clear lacquered MDF.



SLIDING TOP

A sliding top gives you quick, easy access for connecting cables in the cable tray, etc., and also creates a clean, tidy look. You lock the top with a knob.




CABLE TRAY

Series[P] has several different cable trays, so you can choose the type of cable management that suits you best. The stylish, discreet ACT is mounted into the frame. It can be unhooked at either side or completely, and has folded edges which hold the power strip in place when the cable tray is unhooked. PACT is specially customised for desks with a sliding top. EACT is a basic functional version at a lower price.



HEIGHT ADJUSTABLE

The Series[P] sit/stand desks are height adjustable with the simple touch of a button. Regularly vary between sitting and standing work for the best ergonomics.



PROGRAMMABLE MANUAL CONTROL

Manual control that shows the table's current height and enables four preset heights to quickly switch between sitting and standing.



POWERBOX

Integrated into the table for easy access to electrical and network connections. Spacious compartments to conceal cables. Can also be closed when plugged in. Delivered with Wieland and an extension cord in several sizes.

Functions & options



POWER TRAY

Decorative cover tray for Power Dot 51. For 3 cable ports.



POWER DOT 80

Power socket for placement in 80 mm hole. The inner section can be twisted and lifted for easy installation of other cables. Connection cable is included.



CABLE PORT WITH ELECTRICAL SOCKET

Smart cable port with one power socket and four holes for other cables. A lot of functionality on a small space at a good price.



VEENEER OR LAMINATE MODESTY PANEL

Supplement your desk with a modesty panel in wood veneer (oak, beech, birch) or laminate (white, light grey, dark grey, birch, beech, oak, grey oak, amouk). Provides good protection against prying eyes.



METAL MODESTY PANEL

Supplement your desk with a metal modesty panel in silver, white or black. Provides good protection against prying eyes.



SILENT HEIGHT ADJUSTMENT

The desk can quickly be adjusted to the right height, which makes it easy to switch between sitting and standing work. Thanks to optimal motor insulation, it is almost silent. A pinch guard prevents accidental collision with the user or objects.



650 AND 500 MM STROKE LENGTH

Series[P] is available in two height ranges (620-1270 mm and 680-1180 mm upper edge of the desk). The first range suits people up to approx. 200 cm tall, and the lower range, people up to approx. 185 cm tall. Both desks meet the requirements of EN527.



ADJUSTABLE FEET

All desks in Series[P] have an adjustable foot to compensate for uneven floor surfaces. The integrated adjustment screw is hidden, to give the legs a stylish look.



FLEX BEAM

A flex beam is available as an option, which makes it easy to change the tabletop to other sizes when needs change. Everything for flexible solutions that can be customised to the situation and environment.

OPTI. Smart options and accessories for desks and meeting tables. For our full range, see kinnarps.com


Colours and materials

Kinnarps Colour Studio gives you access to hundreds of sustainable, creative and attractive materials, colours and prints.


The tops and underframes in Series[P] are available in several different materials and colours.

For more information about colours and materials, see kinnarps.com/kcs.


Laminate



Veneer



Metal



Linoleum

